

Grouping	Measurement Organisation	Methodology	Destination Lab	Vessel ID	NATA Certification	Levels assumed in Marine Risk Assessment*	Results	Report reference and Comments
Group A - Instrument Measurements				A				
Flow	Mill equipment	<i>In situ</i>	N/A	A1	No	63770 t/d	(A) 2893 m ³ /h & (B) 2961-2168 m ³ /h	Mill database. (A) 7 day average prior to sampling time (B) data points either side of sample time.
pH	Mill equipment	<i>In situ</i>	N/A	A1	No	6.5 (6.0 to 8.5)	7.14-7.18	Mill database. Data points either side of sample time (8 hr span)
Temp	Mill equipment	<i>In situ</i>	N/A	A1	No		37° C	Mill database. Reported value for day of sampling.
Electrical Conductivity	Mill equipment	<i>In situ</i>	N/A	A1	No		(A) 4343 uS/cm & (B) 3583-3460 uS/cm	Mill database. (A) 7 day average to sample time. (B) data points either side of sample time (8 hr span).
Group B				B				
Orthophosphate as P (FRP)	NMI	NWD9_NWB21	NMI Pymble	B1	Yes		560 ug/L	RN777955
Ammonia	NMI	NWD8_NWB18	NMI Pymble	B1	Yes	24 (12-61) ug/L	0.22 mg/L	RN777955
Phosphorus total	NMI	NT2_47	NMI Pymble	B2	Yes	0.80 mgP/L	830 ug/L	RN777955
Chemical Oxygen Demand COD	NMI	NWS3	NMI Pymble	B2	Yes	466 (220-650) mg/L	270 mg/L	RN777955
Total Organic Carbon	NMI	NW_S15	NMI Pymble	B2	Yes		72 mg/L	RN777955
Turbidity	NMI	NW_B11	NMI Pymble	B3	Yes		9.5 NTU	RN777955
Total Suspended Solids	NMI	NW_S13	NMI Pymble	B3	Yes	20 (5-30) mg/L	17 mg/L	RN777955 Mill data for 24h composite taken on same date 13.0 mg/L
Nitrite-N	NMI	NW_B19	NMI Pymble	B3	Yes	0 (0-0.02) mgN/L	<0.005 mg/L	RN777955
Colour True	NMI	NWD4	NMI Pymble	B3	Yes	493 (400-600) mg/L	380 Hazen	RN777955
Nitrate-N	NMI	NW_B19	NMI Pymble	B4	Yes	4340 (2170-8600) ug/L	0.11 mg/L	RN777955
Nitrogen - total as N	NMI	NW_B23	NMI Pymble	B4	Yes	2.5 (1-5) mgN/L	1.1 mg/L	RN777955
Nitrate-N	Cetrel	4110 SMEWW B	Cetrel	B5	Equiv	4340 (2170-8600) ug/L	0.3 mg/L	48673/2009.0
Colour True	Cetrel	2120 SMEWW C	Cetrel	B5	Equiv	493 (400-600) mg/L	469, 470, 469 PtCo	48674/2009.0 (analysed in triplicate) Note Hazen & PtCo units are equivalent
Chlorate	Cetrel	4110 SMEWW B	Cetrel	B5	Equiv	1900 (1000-3700) ug/L	0.2 mg/L	48673/2009.0
Group C				C				
Chlorate	NMI	NR52	NMI Pymble	C1	Yes	1900 (1000-3700) ug/L	<2, 47, 58 & 76 ug/L	RN773259, RN774169, RN772368, RN773110 (includes Partitioning SAP data)
AOX	NMI_sub Levay	SCANW9-89	Levay S.A.	C2	No	6.8 (4-9) mg/L	2320, 2245, 2280, 2320 ug/L	RN775854 (includes Partitioning SAP data)
AOX	Cetrel	EPA 8260/524	Cetrel	C3	Equiv	6.8 (4-9) mg/L	1.9 mg Cl-L	48672/2009.0
Group D				D				
Sterols				D1				
Campesterol	NMI_sub_CSIRO	In - house	CSIRO	D1	No	90 ug/L estimate @ 20% of total	nd	RN777939
Stigmasterol	NMI_sub_CSIRO	In - house	CSIRO	D1	No	90 ug/L estimate @ 20% of total	3.23 ug/L	RN777939
β-sitosterol	NMI_sub_CSIRO	In - house	CSIRO	D1	No	90 ug/L estimate @ 20% of total	6.16 ug/l	RN777939
Stigmastanol	NMI_sub_CSIRO	In - house	CSIRO	D1	No	90 ug/L estimate @ 20% of total	2.71 ug/L	RN777939
Fatty acids				D1				
Oleic (C18:1(n-9))	NMI_sub_CSIRO	In - house	CSIRO	D1	No	40 ug/L estimate @ 20% of total	6.49 ug/L	RN777939
Stearic (C18:0)	NMI_sub_CSIRO	In - house	CSIRO	D1	No	40 ug/L estimate @ 20% of total	nd	RN777939
Linoleic (C18:2(n-6))	NMI_sub_CSIRO	In - house	CSIRO	D1	No	40 ug/L estimate @ 20% of total	nd	RN777939
Palmitic (C16:0)	NMI_sub_CSIRO	In - house	CSIRO	D1	No	40 ug/L estimate @ 20% of total	12.28 ug/L	RN777939
Group E				E				
Metals and metalloids - Total				E				
Aluminium-Total	NMI	NT2_47	NMI Pymble	E1	Yes	601 ug/L	330 ug/L	RN773262
Arsenic-Total	NMI	NT2_247_251	NMI Pymble	E1	Yes	2.8 ug/L (AsIII&V)	2.8 ug/L	RN773262
Barium-Total	NMI	NT2_47	NMI Pymble	E1	Yes	17 ug/L	40 ug/L	RN773262
Beryllium-Total	NMI	NT2_47	NMI Pymble	E1	Yes	1.4 ug/L	<0.1 ug/L	RN773262
Boron-Total	NMI	NT2_47	NMI Pymble	E1	Yes	35 ug/L	28 ug/L	RN773262
Cadmium-Total	NMI	NT2_47	NMI Pymble	E1	Yes	0.98 ug/L	<0.1 ug/L	RN773262
Chromium-Total	NMI	NT2_47	NMI Pymble	E1	Yes	26 (CrIII&IV) ug/L	1.8 ug/L	RN773262
Cobalt-Total	NMI	NT2_47	NMI Pymble	E1	Yes	2.8 ug/L	0.32 ug/L	RN773262
Copper-Total	NMI	NT2_47	NMI Pymble	E1	Yes	19 ug/L	<1 ug/L	RN773262
Iron-Total	NMI	NT2_47	NMI Pymble	E1	Yes	817 ug/L	190 ug/L	RN773262
Lead-Total	NMI	NT2_47	NMI Pymble	E1	Yes	2.8 ug/L	0.33 ug/L	RN773262
Manganese-Total	NMI	NT2_47	NMI Pymble	E1	Yes	817 ug/L	140 ug/L	RN773262
Molybdenum-Total	NMI	NT2_47	NMI Pymble	E1	Yes	1.3 ug/L	1.1 ug/L	RN773262
Nickel-Total	NMI	NT2_47	NMI Pymble	E1	Yes	26 ug/L	3.6 ug/L	RN773262
Selenium-Total	NMI	NT247_251	NMI Pymble	E1	Yes	7.4 ug/L	3.5 ug/L	RN773262
Tin-Total	NMI	NT2_47	NMI Pymble	E1	Yes	13 ug/L	<2 ug/L	RN773262
Vanadium-Total	NMI	NT2_47	NMI Pymble	E1	Yes	1.3 ug/L	14 ug/L	RN773262
Zinc-Total	NMI	NT2_47	NMI Pymble	E1	Yes	84 ug/L	11 ug/L	RN773262
Mercury-Total	NMI	NT2_47_244	NMI Pymble	E2	Yes	0.25 ug/L	<0.1 ug/L	RN773262

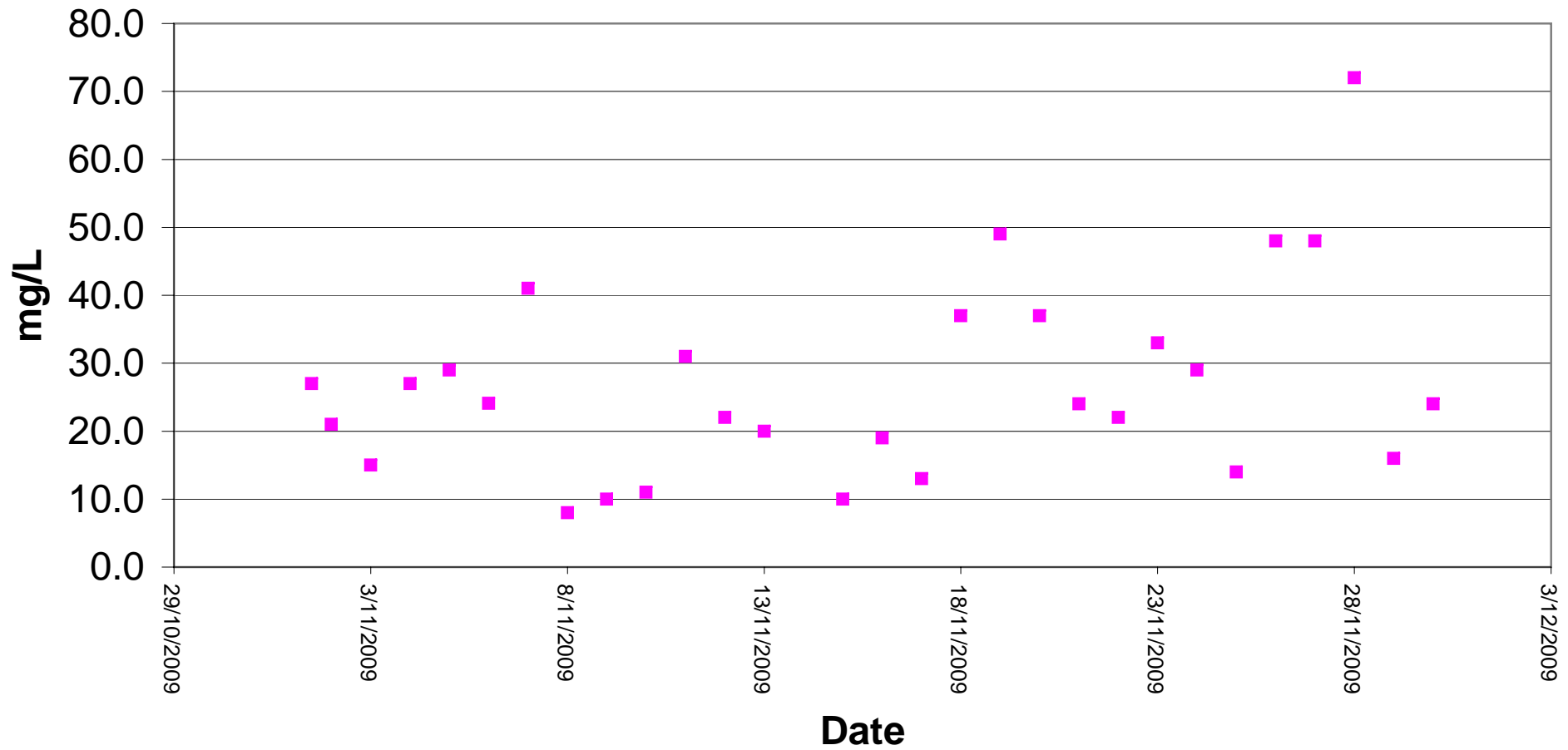
Grouping	Measurement Organisation	Methodology	Destination Lab	Vessel ID	NATA Certification	Levels assumed in Marine Risk Assessment*	Results	Report reference and Comments
Group F				F				
Metals and metalloids - Dissolved				F				
Aluminium-Field filtered	NMI	NT2_47	NMI Pymble	F1	Yes	Refer Total	200 ug/L	RN777946
Arsenic-Field filtered	NMI	NT2_247_251	NMI Pymble	F1	Yes	Refer Total	2.6 ug/L	RN777946
Barium-Field filtered	NMI	NT2_47	NMI Pymble	F1	Yes	Refer Total	36 ug/L	RN777946
Beryllium-Field filtered	NMI	NT2_47	NMI Pymble	F1	Yes	Refer Total	<0.1 ug/L	RN777946
Boron-Field filtered	NMI	NT2_47	NMI Pymble	F1	Yes	Refer Total	13 ug/L	RN777946
Cadmium-Field filtered	NMI	NT2_47	NMI Pymble	F1	Yes	Refer Total	<0.1 ug/L	RN777946
Chromium-Field filtered	NMI	NT2_47	NMI Pymble	F1	Yes	Refer Total	1.3 ug/L	RN777946
Cobalt-Field filtered	NMI	NT2_47	NMI Pymble	F1	Yes	Refer Total	0.28 ug/L	RN777946
Copper-Field filtered	NMI	NT2_47	NMI Pymble	F1	Yes	Refer Total	<1 ug/L	RN777946
Iron-Field filtered	NMI	NT2_47	NMI Pymble	F1	Yes	Refer Total	140 ug/L	RN777946
Lead-Field filtered	NMI	NT2_47	NMI Pymble	F1	Yes	Refer Total	0.22 ug/L	RN777946
Manganese-Field filtered	NMI	NT2_47	NMI Pymble	F1	Yes	Refer Total	140 ug/L	RN777946
Molybdenum-Field filtered	NMI	NT2_47	NMI Pymble	F1	Yes	Refer Total	0.93 ug/L	RN777946
Nickel-Field filtered	NMI	NT2_47	NMI Pymble	F1	Yes	Refer Total	3 ug/L	RN777946
Selenium-Field filtered	NMI	NT247_251	NMI Pymble	F1	Yes	Refer Total	2.7 ug/L	RN777946
Tin-Field filtered	NMI	NT2_47	NMI Pymble	F1	Yes	Refer Total	<2 ug/L	RN777946
Vanadium-Field filtered	NMI	NT2_47	NMI Pymble	F1	Yes	Refer Total	14 ug/L	RN777946
Zinc-Field filtered	NMI	NT2_47	NMI Pymble	F1	Yes	Refer Total	8.7 ug/L	RN777946
Mercury-Field filtered	NMI	NT2_47_244	NMI Pymble	F6	Yes	Refer Total	<0.1 ug/L	RN777946
BTEX				F				
Benzene	NMI	NGCMS_1120	NMI Pymble	F2	Yes	10 ug/L estimate 10% of total	<1 ug/L	RN777946
Toluene	NMI	NGCMS_1120	NMI Pymble	F2	Yes		<1 ug/L	RN777946
Ethylbenzene	NMI	NGCMS_1120	NMI Pymble	F2	Yes		<1 ug/L	RN777946
Xylenes	NMI	NGCMS_1120	NMI Pymble	F2	Yes		m & p-xylene <2 & o-xylene <1 ug/L	RN777946
Halogenated Aliphatic Hydrocarbons				F				
Dichloromethane	NMI	NGCMS_1120	NMI Pymble	F2	Yes	12 ug/L estimate 20% of total	<1 ug/L	RN777946
Sulfonated Compounds				F				
Total Sulfide	NMI	NWD16	NMI Pymble	F4	Yes		<0.05 mg/L	RN777946
Amines Nitroaromatics & Nitrosamines				F				
Aniline	NMI	NGCMS_1122	NMI Pymble	F3	Yes	10 ug/L estimate 10% of total	<20 ug/L	RN777946
Other Organics				F				
Methanol	NMI	NGCMS_1130	NMI Pymble	F2	No	12 ug/L estimate 20% of total	<1000 ug/L	RN777946
Surfactants				F				
MBAS	NMI	NWS6	NMI Pymble	F3	Yes		0.25 mg/L	RN777946
Chloropropanes				F				
1,1-Dichloropropane						12 ug/L estimate 20% of total	Not analysed	Included in error. This compound is not yet part of a standard analytical suite. It is required by the State's operating effluent monitoring program because it appears in the <i>Marine Risk Assessment</i> and subsequently has a default WQO applied.
2,2-Dichloropropane	NMI	NGCMS_1120	NMI Pymble	F2	Yes		<1 ug/L	RN777946
1,2-Dichloropropane	NMI	NGCMS_1120	NMI Pymble	F2	Yes		<1 ug/L	RN777946
1,3-Dichloropropane	NMI	NGCMS_1120	NMI Pymble	F2	Yes	12 ug/L estimate 20% of total	<1 ug/L	RN777946
1,2,3-Trichloropropane	NMI	NGCMS_1120	NMI Pymble	F2	Yes		<1 ug/L	RN777946
1,2-Dibromo-3-chloropropane	NMI	NGCMS_1120	NMI Pymble	F2	Yes		<1 ug/L	RN777946
Chlorinated alkenes				F				
3-chloropropene							Not analysed	As per 1,1-Dichloropropane
Vinyl chloride (aka Chloroethylene)	NMI	NGCMS_1120	NMI Pymble	F2	Yes	12 ug/L estimate 20% of total	<2 ug/L	RN777946
trans-1,2-Dichloroethene	NMI	NGCMS_1120	NMI Pymble	F2	Yes	12 ug/L estimate 20% of total	<1 ug/L	RN777946
1,1-Dichloroethene	NMI	NGCMS_1120	NMI Pymble	F2	Yes	12 ug/L estimate 20% of total	<1 ug/L	RN777946
cis-1,2-Dichloroethene	NMI	NGCMS_1120	NMI Pymble	F2	Yes	12 ug/L estimate 20% of total	<1 ug/L	RN777946
1,1-Dichloropropene	NMI	NGCMS_1120	NMI Pymble	F2	Yes		<1 ug/L	RN777946
Trichloroethene	NMI	NGCMS_1120	NMI Pymble	F2	Yes		<1 ug/L	RN777946
cis-1,3-Dichloropropene	NMI	NGCMS_1120	NMI Pymble	F2	Yes	12 ug/L estimate 20% of total	<1 ug/L	RN777946
trans-1,3-Dichloropropene	NMI	NGCMS_1120	NMI Pymble	F2	Yes	12 ug/L estimate 20% of total	<1 ug/L	RN777946
Tetrachloroethene	NMI	NGCMS_1120	NMI Pymble	F2	Yes		<1 ug/L	RN777946
Hexachlorobutadiene	NMI	NGCMS_1120	NMI Pymble	F2	Yes		<1 ug/L	RN777946
Trihalomethanes				F				
Chloroform	NMI	NGCMS_1120	NMI Pymble	F2	Yes		<1 ug/L	RN777946
Bromodichloromethane	NMI	NGCMS_1120	NMI Pymble	F2	Yes		<1 ug/L	RN777946
Dibromochloromethane	NMI	NGCMS_1120	NMI Pymble	F2	Yes		<1 ug/L	RN777946
Bromoform	NMI	NGCMS_1120	NMI Pymble	F2	Yes		<1 ug/L	RN777946

Grouping	Measurement Organisation		Destination Lab	Vessel ID	NATA Certification	Levels assumed in Marine Risk Assessment*		Report reference and Comments
	Methodology					Assessment*	Results	
Chloroacetic Acids				F		4060 ug/L estimate		
Monochloroacetic acids	NMI	NGCMS_1120	NMI Pymble	F5	Yes	1350 ug/L estimate @ 33% of total	<0.01 mg/l	RN777946
Dichloroacetic acids	NMI	NGCMS_1120	NMI Pymble	F5	Yes	1350 ug/L estimate @ 33% of total	<0.01 mg/l	RN777946
Trichloroacetic acids	NMI	NGCMS_1120	NMI Pymble	F5	Yes	1350 ug/L estimate @ 33% of total	<0.01 mg/l	RN777946
Phenols including chlorophenols				F		Chlorophenols 1 ug/L, Chlorinated natural phenolics 24 ug/L		
Phenol	NMI	NGCMS_1111	NMI Pymble	F3	Yes	10 ug/L estimate 10% of total	2.2 ug/L	RN777946
2-Chlorophenol	NMI	NGCMS_1111	NMI Pymble	F3	Yes	0.2 ug/L estimate 20% of total	<1 ug/L	RN777946
2-Methylphenol	NMI	NGCMS_1111	NMI Pymble	F3	Yes	10 ug/L estimate 20% of total	<1 ug/L	RN777946
2,4-Dichlorophenol	NMI	NGCMS_1111	NMI Pymble	F3	Yes	0.2 ug/L estimate 20% of total	<1 ug/L	RN777946
3- & 4-Methylphenols	NMI	NGCMS_1111	NMI Pymble	F3	Yes	10 ug/L estimate 20% of total	<2 ug/L	RN777946
2,4-Dimethylphenol	NMI	NGCMS_1111	NMI Pymble	F3	Yes	10 ug/L estimate 20% of total	<1 ug/L	RN777946
2,6-Dichlorophenol	NMI	NGCMS_1111	NMI Pymble	F3	Yes	0.2 ug/L estimate 20% of total	<1 ug/L	RN777946
2-Nitrophenol	NMI	NGCMS_1111	NMI Pymble	F3	Yes	10 ug/L estimate 20% of total	<1 ug/L	RN777946
4-Chloro-3-methylphenol	NMI	NGCMS_1111	NMI Pymble	F3	Yes	0.2 ug/L estimate 20% of total	<2 ug/L	RN777946
2,4,6-Trichlorophenol	NMI	NGCMS_1111	NMI Pymble	F3	Yes		<2 ug/L	RN777946
4-Nitrophenol	NMI	NGCMS_1111	NMI Pymble	F3	Yes		<1 ug/L	RN777946
2,4,5-Trichlorophenol	NMI	NGCMS_1111	NMI Pymble	F3	Yes		<2 ug/L	RN777946
2,3,4,6-Tetrachlorophenol	NMI	NGCMS_1111	NMI Pymble	F3	Yes		<2 ug/L	RN777946
Pentachlorophenol	NMI	NGCMS_1111	NMI Pymble	F3	Yes		4.4 ug/L	RN777946
3-Chlorophenol	NMI_sub_CSIRO	In - house	NMI Pymble	D1	No		nd	RN777939
4-Chlorophenol	NMI_sub_CSIRO	In - house	NMI Pymble	D1	No		nd	RN777939
2,4,6-Trichloroanisole	NMI_sub_CSIRO	In - house	NMI Pymble	D1	No		nd	RN777939
2,5 or 3,5-Dichlorophenol	NMI_sub_CSIRO	In - house	NMI Pymble	D1	No	0.2 ug/L estimate 20% of total	nd	RN777939
2,4-Dichlorophenol	NMI_sub_CSIRO	In - house	NMI Pymble	D1	No	0.2 ug/L estimate 20% of total	nd	RN777939
2,3-Dichlorophenol	NMI_sub_CSIRO	In - house	NMI Pymble	D1	No	0.2 ug/L estimate 20% of total	nd	RN777939
3,4-Dichlorophenol	NMI_sub_CSIRO	In - house	NMI Pymble	D1	No	0.2 ug/L estimate 20% of total	nd	RN777939
2,4,6-Trichlorophenol	NMI_sub_CSIRO	In - house	NMI Pymble	D1	No		nd	RN777939
4,5-Dichloroveratrole	NMI_sub_CSIRO	In - house	NMI Pymble	D1	No	5 ug/L estimate 20% of total	nd	RN777939
4,5-Dichloroguaiacol	NMI_sub_CSIRO	In - house	NMI Pymble	D1	No	5 ug/L estimate 20% of total	nd	RN777939
4,6-Dichloroguaiacol	NMI_sub_CSIRO	In - house	NMI Pymble	D1	No	5 ug/L estimate 20% of total	nd	RN777939
3,4,5-Trichloroveratrole	NMI_sub_CSIRO	In - house	NMI Pymble	D1	No		nd	RN777939
4,5-Dichlorocatechol	NMI_sub_CSIRO	In - house	NMI Pymble	D1	No		nd	RN777939
6-Chlorovanillin	NMI_sub_CSIRO	In - house	NMI Pymble	D1	No	5 ug/L estimate 20% of total	nd	RN777939
5-Chlorovanillin	NMI_sub_CSIRO	In - house	NMI Pymble	D1	No	5 ug/L estimate 20% of total	nd	RN777939
3,4,5-Trichloroguaiacol	NMI_sub_CSIRO	In - house	NMI Pymble	D1	No		nd	RN777939
2,3,4,6-Tetrachlorophenol	NMI_sub_CSIRO	In - house	NMI Pymble	D1	No		nd	RN777939
3,4,6-Trichlorocatechol	NMI_sub_CSIRO	In - house	NMI Pymble	D1	No		nd	RN777939
4,5,6-Trichloroguaiacol	NMI_sub_CSIRO	In - house	NMI Pymble	D1	No		nd	RN777939
Trichlorosyringol	NMI_sub_CSIRO	In - house	NMI Pymble	D1	No		nd	RN777939
2-Chlorosyringaldehyde	NMI_sub_CSIRO	In - house	NMI Pymble	D1	No		0.6 ug/L	RN777939
Tetrachloroguaiacol	NMI_sub_CSIRO	In - house	NMI Pymble	D1	No		nd	RN777939
5,6-Dichlorovanillin	NMI_sub_CSIRO	In - house	NMI Pymble	D1	No	5 ug/L estimate 20% of total	nd	RN777939
Pentachlorophenol	NMI_sub_CSIRO	In - house	NMI Pymble	D1	No		nd	RN777939
2,6-Dichlorosyringaldehyde	NMI_sub_CSIRO	In - house	NMI Pymble	D1	No		nd	RN777939
Tetrachlorocatechol	NMI_sub_CSIRO	In - house	NMI Pymble	D1	No		nd	RN777939

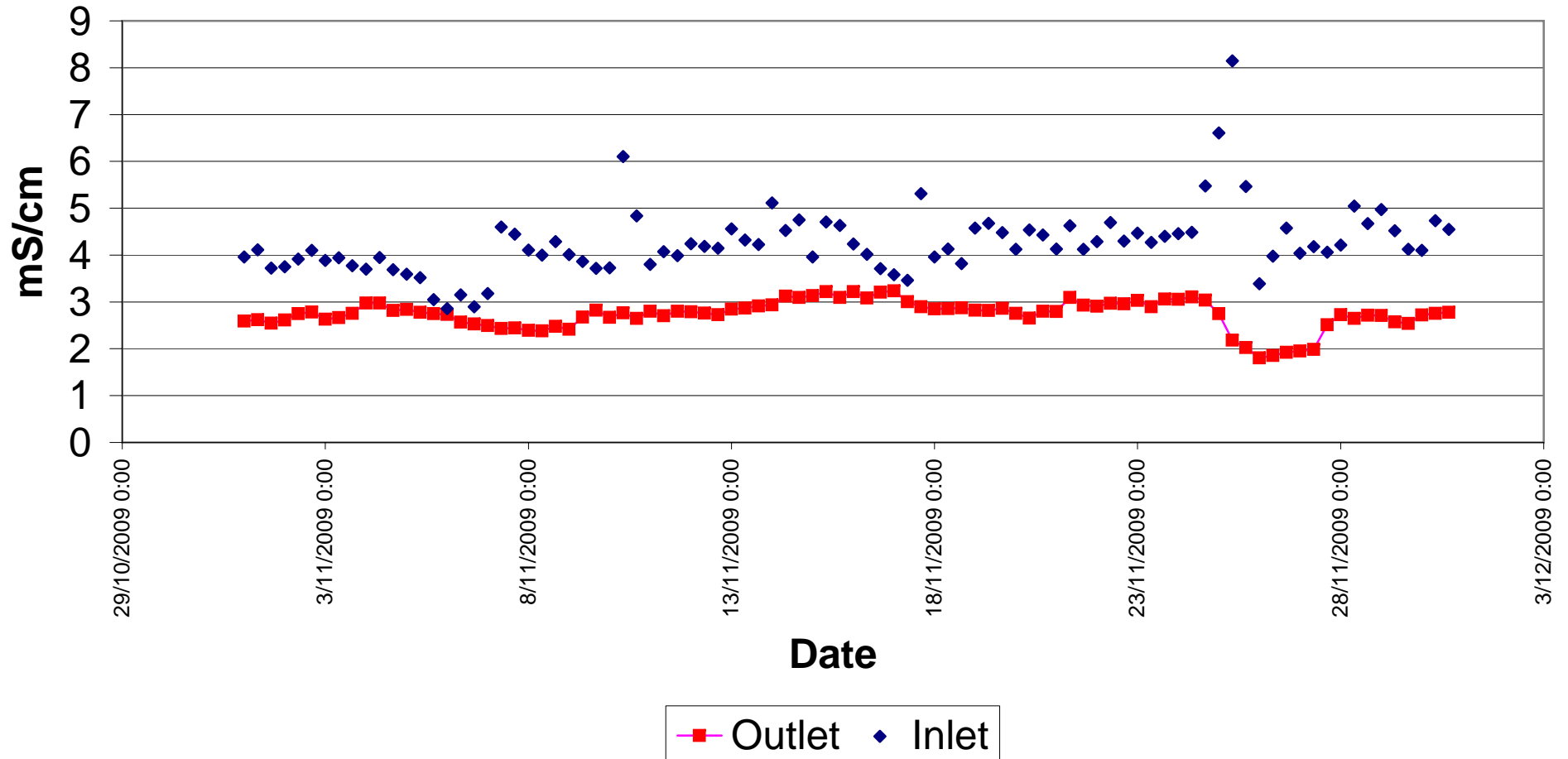
Grouping	Measurement Organisation	Methodology	Destination Lab	Vessel ID	NATA Certification	Levels assumed in Marine Risk Assessment*	Results	Report reference and Comments
Group H				H				
PCDD/PCDF/PCB				H	Yes			
2,3,7,8-TCDD	NMI	AUTL_01	NMI Pymble	H1	Yes	Refer Dioxin/furan (Low & Mid)	<0.9 pg/kg	DAU_364
2,3,7,8-TCDF	NMI	AUTL_01	NMI Pymble	H1	Yes	Refer Dioxin/furan (Low & Mid)	<0.5 pg/kg	DAU_364
1,2,3,7,8-PeCDF	NMI	AUTL_01	NMI Pymble	H1	Yes	Refer Dioxin/furan (Low & Mid)	<0.6 pg/kg	DAU_364
2,3,4,7,8-PeCDF	NMI	AUTL_01	NMI Pymble	H1	Yes	Refer Dioxin/furan (Low & Mid)	<0.4 pg/kg	DAU_364
1,2,3,7,8-PeCDD	NMI	AUTL_01	NMI Pymble	H1	Yes	Refer Dioxin/furan (Low & Mid)	<0.6 pg/kg	DAU_364
1,2,3,4,7,8-HxCDF	NMI	AUTL_01	NMI Pymble	H1	Yes	Refer Dioxin/furan (Low & Mid)	<0.4 pg/kg	DAU_364
1,2,3,6,7,8-HxCDF	NMI	AUTL_01	NMI Pymble	H1	Yes	Refer Dioxin/furan (Low & Mid)	<0.5 pg/kg	DAU_364
2,3,4,6,7,8-HxCDF	NMI	AUTL_01	NMI Pymble	H1	Yes	Refer Dioxin/furan (Low & Mid)	<0.5 pg/kg	DAU_364
1,2,3,7,8,9-HxCDF	NMI	AUTL_01	NMI Pymble	H1	Yes	Refer Dioxin/furan (Low & Mid)	<0.6 pg/kg	DAU_364
1,2,3,4,7,8-HxCDD	NMI	AUTL_01	NMI Pymble	H1	Yes	Refer Dioxin/furan (Low & Mid)	<0.6 pg/kg	DAU_364
1,2,3,6,7,8-HxCDD	NMI	AUTL_01	NMI Pymble	H1	Yes	Refer Dioxin/furan (Low & Mid)	<0.7 pg/kg	DAU_364
1,2,3,7,8,9-HxCDD	NMI	AUTL_01	NMI Pymble	H1	Yes	Refer Dioxin/furan (Low & Mid)	<0.6 pg/kg	DAU_364
1,2,3,4,6,7,8-HpCDF	NMI	AUTL_01	NMI Pymble	H1	Yes	Refer Dioxin/furan (Low & Mid)	<1 pg/kg	DAU_364
1,2,3,4,7,8,9-HpCDF	NMI	AUTL_01	NMI Pymble	H1	Yes	Refer Dioxin/furan (Low & Mid)	<1 pg/kg	DAU_364
1,2,3,4,6,7,8-HpCDD	NMI	AUTL_01	NMI Pymble	H1	Yes	Refer Dioxin/furan (Low & Mid)	<2 pg/kg	DAU_364
OCDF	NMI	AUTL_01	NMI Pymble	H1	Yes	Refer Dioxin/furan (Low & Mid)	<1 pg/kg	DAU_364
OCDD	NMI	AUTL_01	NMI Pymble	H1	Yes	Refer Dioxin/furan (Low & Mid)	<3 pg/kg	DAU_364
PCB 77	NMI	AUTL_01	NMI Pymble	H1	Yes		<2 pg/kg	DAU_364
PCB 81	NMI	AUTL_01	NMI Pymble	H1	Yes		<0.5 pg/kg	DAU_364
PCB 126	NMI	AUTL_01	NMI Pymble	H1	Yes		<1 pg/kg	DAU_364
PCB 169	NMI	AUTL_01	NMI Pymble	H1	Yes		<1 pg/kg	DAU_364
PCB 105	NMI	AUTL_01	NMI Pymble	H1	Yes		<30 pg/kg	DAU_364
PCB 114	NMI	AUTL_01	NMI Pymble	H1	Yes		<2 pg/kg	DAU_364
PCB 118	NMI	AUTL_01	NMI Pymble	H1	Yes		<100 pg/kg	DAU_364
PCB 123	NMI	AUTL_01	NMI Pymble	H1	Yes		<4 pg/kg	DAU_364
PCB 156	NMI	AUTL_01	NMI Pymble	H1	Yes		<20 pg/kg	DAU_364
PCB 157	NMI	AUTL_01	NMI Pymble	H1	Yes		<3 pg/kg	DAU_364
PCB 167	NMI	AUTL_01	NMI Pymble	H1	Yes		<8 pg/kg	DAU_364
PCB 189	NMI	AUTL_01	NMI Pymble	H1	Yes		<7 pg/kg	DAU_364
Total TCDF isomers	NMI	AUTL_01	NMI Pymble	H1	Yes		<4 pg/kg	DAU_364
Total TCDD isomers	NMI	AUTL_01	NMI Pymble	H1	Yes		50 pg/kg	DAU_364
Total PeCDF isomers	NMI	AUTL_01	NMI Pymble	H1	Yes		<4 pg/kg	DAU_364
Total PeCDD isomers	NMI	AUTL_01	NMI Pymble	H1	Yes		<4 pg/kg	DAU_364
Total HxCDF isomers	NMI	AUTL_01	NMI Pymble	H1	Yes		<3 pg/kg	DAU_364
Total HxCDD isomers	NMI	AUTL_01	NMI Pymble	H1	Yes		<2 pg/kg	DAU_364
Total HpCDF isomers	NMI	AUTL_01	NMI Pymble	H1	Yes		<2 pg/kg	DAU_364
Total HpCDD isomers	NMI	AUTL_01	NMI Pymble	H1	Yes		<2 pg/kg	DAU_364
Sum of PCDD and PCDF congeners	NMI	AUTL_01	NMI Pymble	H1	Yes		50 pg/kg	DAU_364
Dioxin/furan/PCB (Low)	NMI	AUTL_01	NMI Pymble	H1	Yes		0 WHO ₀₅ TEQ _{DFP} pg/kg	DAU_364
Dioxin/furan/PCB (Mid)	NMI	AUTL_01	NMI Pymble	H1	Yes		1.168 WHO ₀₅ TEQ _{DFP} pg/kg	DAU_364
Dioxin/furan (Low)	NMI	AUTL_01	NMI Pymble	H1	Yes	3.376 pg/L TEQ	0 WHO ₀₅ TEQ _{DF} pg/kg	DAU_364
Dioxin/furan (Mid)	NMI	AUTL_01	NMI Pymble	H1	Yes	3.376 pg/L TEQ	1.1 TEQ WHO ₀₅ TEQ _{DF} pg/kg	DAU_364

Effluent - Inlet					Effluent - Outlet									
Flux	pH		Temperature		Electrical conductivity		Flux	pH		Temperature	Electrical conductivity		Total Suspended Solids	
m ³ /h	-	-	°C	-	mS/cm	-	m ³ /h	-	-	°C	mS/cm	-	mg/L	-
online	online	online	online	online	online	online	online	online	online	laboratory	online	laboratory	laboratory	laboratory
1/11/2009 00:00:00	3403.165	1/11/2009 00:00:00	6.957	1/11/2009 00:00:00	64.214	1/11/2009 00:00:00	3.96	1/11/2009 00:00:00	3369.019	1/11/2009 00:00:00	7.221	1/11/2009 00:00:00	2.589	
1/11/2009 08:00:00	3234.441	1/11/2009 08:00:00	6.67	1/11/2009 08:00:00	60.912	1/11/2009 08:00:00	4.114	1/11/2009 08:00:00	3224.461	1/11/2009 08:00:00	7.111	1/11/2009 08:00:00	2.621	1/11/2009 27.0
1/11/2009 16:00:00	3544.794	1/11/2009 16:00:00	6.52	1/11/2009 16:00:00	64.516	1/11/2009 16:00:00	3.725	1/11/2009 16:00:00	3898.744	1/11/2009 16:00:00	7.188	1/11/2009 16:00:00	2.548	
2/11/2009 00:00:00	3791.067	2/11/2009 00:00:00	6.818	2/11/2009 00:00:00	67.877	2/11/2009 00:00:00	3.749	2/11/2009 00:00:00	3898.653	2/11/2009 00:00:00	7.224	2/11/2009 00:00:00	2.612	
2/11/2009 08:00:00	3584.016	2/11/2009 08:00:00	7.102	2/11/2009 08:00:00	67.725	2/11/2009 08:00:00	3.914	2/11/2009 08:00:00	3407.772	2/11/2009 08:00:00	7.134	2/11/2009 08:00:00	2.747	2/11/2009 21.0
2/11/2009 16:00:00	3556.666	2/11/2009 16:00:00	6.676	2/11/2009 16:00:00	68.49	2/11/2009 16:00:00	4.103	2/11/2009 16:00:00	3375.938	2/11/2009 16:00:00	7.149	2/11/2009 16:00:00	2.784	
3/11/2009 00:00:00	3592.127	3/11/2009 00:00:00	6.803	3/11/2009 00:00:00	69.266	3/11/2009 00:00:00	3.886	3/11/2009 00:00:00	3865.442	3/11/2009 00:00:00	7.232	3/11/2009 00:00:00	2.63	
3/11/2009 08:00:00	3487.958	3/11/2009 08:00:00	6.421	3/11/2009 08:00:00	69.873	3/11/2009 08:00:00	3.941	3/11/2009 08:00:00	3871.988	3/11/2009 08:00:00	7.118	3/11/2009 08:00:00	2.666	3/11/2009 15.0
3/11/2009 16:00:00	3614.069	3/11/2009 16:00:00	6.561	3/11/2009 16:00:00	70.404	3/11/2009 16:00:00	3.775	3/11/2009 16:00:00	3346.443	3/11/2009 16:00:00	7.133	3/11/2009 16:00:00	2.753	
4/11/2009 00:00:00	3493.607	4/11/2009 00:00:00	6.088	4/11/2009 00:00:00	70.256	4/11/2009 00:00:00	3.7	4/11/2009 00:00:00	3109.235	4/11/2009 00:00:00	7.176	4/11/2009 00:00:00	2.977	
4/11/2009 08:00:00	3251.917	4/11/2009 08:00:00	5.81	4/11/2009 08:00:00	71.035	4/11/2009 08:00:00	3.947	4/11/2009 08:00:00	3118.299	4/11/2009 08:00:00	7.138	4/11/2009 08:00:00	2.973	4/11/2009 27.0
4/11/2009 16:00:00	3364.481	4/11/2009 16:00:00	6.468	4/11/2009 16:00:00	70.004	4/11/2009 16:00:00	3.69	4/11/2009 16:00:00	3537.958	4/11/2009 16:00:00	7.205	4/11/2009 16:00:00	2.816	
5/11/2009 00:00:00	3297.244	5/11/2009 00:00:00	6.289	5/11/2009 00:00:00	70.106	5/11/2009 00:00:00	3.593	5/11/2009 00:00:00	3533.512	5/11/2009 00:00:00	7.234	5/11/2009 00:00:00	2.841	
5/11/2009 08:00:00	3403.946	5/11/2009 08:00:00	5.592	5/11/2009 08:00:00	70.3	5/11/2009 08:00:00	3.52	5/11/2009 08:00:00	3096.2	5/11/2009 08:00:00	7.135	5/11/2009 08:00:00	2.776	5/11/2009 29.0
5/11/2009 16:00:00	3615.139	5/11/2009 16:00:00	5.611	5/11/2009 16:00:00	69.408	5/11/2009 16:00:00	3.048	5/11/2009 16:00:00	3095.798	5/11/2009 16:00:00	7.133	5/11/2009 16:00:00	2.752	
6/11/2009 00:00:00	3584.302	6/11/2009 00:00:00	5.47	6/11/2009 00:00:00	69.166	6/11/2009 00:00:00	2.858	6/11/2009 00:00:00	3099.895	6/11/2009 00:00:00	7.204	6/11/2009 00:00:00	2.731	
6/11/2009 08:00:00	3057.955	6/11/2009 08:00:00	5.634	6/11/2009 08:00:00	66.333	6/11/2009 08:00:00	3.151	6/11/2009 08:00:00	3101.044	6/11/2009 08:00:00	7.124	6/11/2009 08:00:00	2.57	6/11/2009 24.1
6/11/2009 16:00:00	3408.154	6/11/2009 16:00:00	5.532	6/11/2009 16:00:00	67.427	6/11/2009 16:00:00	2.899	6/11/2009 16:00:00	3099.412	6/11/2009 16:00:00	7.17	6/11/2009 16:00:00	2.529	
7/11/2009 00:00:00	3330.807	7/11/2009 00:00:00	5.592	7/11/2009 00:00:00	66.708	7/11/2009 00:00:00	3.18	7/11/2009 00:00:00	3101.466	7/11/2009 00:00:00	7.176	7/11/2009 00:00:00	2.495	
7/11/2009 08:00:00	3265.212	7/11/2009 08:00:00	5.747	7/11/2009 08:00:00	66.936	7/11/2009 08:00:00	4.6	7/11/2009 08:00:00	3103.07	7/11/2009 08:00:00	7.067	7/11/2009 08:00:00	2.43	7/11/2009 41.0
7/11/2009 16:00:00	3436.702	7/11/2009 16:00:00	5.827	7/11/2009 16:00:00	67.304	7/11/2009 16:00:00	4.449	7/11/2009 16:00:00	3249.591	7/11/2009 16:00:00	7.108	7/11/2009 16:00:00	2.445	
8/11/2009 00:00:00	3299.251	8/11/2009 00:00:00	5.987	8/11/2009 00:00:00	68.562	8/11/2009 00:00:00	4.107	8/11/2009 00:00:00	3366.839	8/11/2009 00:00:00	7.124	8/11/2009 00:00:00	2.391	
8/11/2009 08:00:00	3204.865	8/11/2009 08:00:00	5.697	8/11/2009 08:00:00	69.196	8/11/2009 08:00:00	4	8/11/2009 08:00:00	2294.717	8/11/2009 08:00:00	7.128	8/11/2009 08:00:00	2.381	8/11/2009 8.0
8/11/2009 16:00:00	3210.036	8/11/2009 16:00:00	6.323	8/11/2009 16:00:00	68.203	8/11/2009 16:00:00	4.287	8/11/2009 16:00:00	3733.288	8/11/2009 16:00:00	7.169	8/11/2009 16:00:00	2.477	
9/11/2009 00:00:00	3200.554	9/11/2009 00:00:00	6.295	9/11/2009 00:00:00	68.574	9/11/2009 00:00:00	4.012	9/11/2009 00:00:00	2526.064	9/11/2009 00:00:00	7.198	9/11/2009 00:00:00	2.413	
9/11/2009 08:00:00	3047.383	9/11/2009 08:00:00	5.718	9/11/2009 08:00:00	68.875	9/11/2009 08:00:00	3.861	9/11/2009 08:00:00	3033.45	9/11/2009 08:00:00	7.133	9/11/2009 08:00:00	2.677	9/11/2009 10.0
9/11/2009 16:00:00	3275.563	9/11/2009 16:00:00	5.672	9/11/2009 16:00:00	69.94	9/11/2009 16:00:00	3.714	9/11/2009 16:00:00	3086.225	9/11/2009 16:00:00	7.178	9/11/2009 16:00:00	2.82	
10/11/2009 00:00:00	3296.745	10/11/2009 00:00:00	5.796	10/11/2009 00:00:00	70.081	10/11/2009 00:00:00	3.728	10/11/2009 00:00:00	2987.944	10/11/2009 00:00:00	7.215	10/11/2009 00:00:00	2.668	
10/11/2009 08:00:00	2271.549	10/11/2009 08:00:00	6.497	10/11/2009 08:00:00	61.034	10/11/2009 08:00:00	6.105	10/11/2009 08:00:00	2212.125	10/11/2009 08:00:00	7.13	10/11/2009 08:00:00	2.769	10/11/2009 11.0
10/11/2009 16:00:00	2781.733	10/11/2009 16:00:00	6.77	10/11/2009 16:00:00	64.032	10/11/2009 16:00:00	4.838	10/11/2009 16:00:00	2553.23	10/11/2009 16:00:00	7.154	10/11/2009 16:00:00	2.649	
11/11/2009 00:00:00	3607.419	11/11/2009 00:00:00	6.258	11/11/2009 00:00:00	67.234	11/11/2009 00:00:00	3.804	11/11/2009 00:00:00	3089.199	11/11/2009 00:00:00	7.21	11/11/2009 00:00:00	2.802	
11/11/2009 08:00:00	3361.718	11/11/2009 08:00:00	6.306	11/11/2009 08:00:00	68.602	11/11/2009 08:00:00	4.072	11/11/2009 08:00:00	3090.331	11/11/2009 08:00:00	7.167	11/11/2009 08:00:00	2.702	11/11/2009 31.0
11/11/2009 16:00:00	3468.345	11/11/2009 16:00:00	6.389	11/11/2009 16:00:00	68.801	11/11/2009 16:00:00	3.988	11/11/2009 16:00:00	3648.356	11/11/2009 16:00:00	7.185	11/11/2009 16:00:00	2.798	
12/11/2009 00:00:00	3281.964	12/11/2009 00:00:00	6.122	12/11/2009 00:00:00	68.616	12/11/2009 00:00:00	4.242	12/11/2009 00:00:00	3001.357	12/11/2009 00:00:00	7.25	12/11/2009 00:00:00	2.79	
12/11/2009 08:00:00	3237.509	12/11/2009 08:00:00	5.98	12/11/2009 08:00:00	68.764	12/11/2009 08:00:00	4.188	12/11/2009 08:00:00	3076.974	12/11/2009 08:00:00	7.158	12/11/2009 08:00:00	2.76	12/11/2009 22.0
12/11/2009 16:00:00	3256.81	12/11/2009 16:00:00	6.553	12/11/2009 16:00:00	68.055	12/11/2009 16:00:00	4.148	12/11/2009 16:00:00	3073.999	12/11/2009 16:00:00	7.188	12/11/2009 16:00:00	2.727	
13/11/2009 00:00:00	3176.843	13/11/2009 00:00:00	6.198	13/11/2009 00:00:00	68.83	13/11/2009 00:00:00	4.562	13/11/2009 00:00:00	3036.151	13/11/2009 00:00:00	7.22	13/11/2009 00:00:00	2.848	
13/11/2009 08:00:00	3081.626	13/11/2009 08:00:00	5.915	13/11/2009 08:00:00	68.56	13/11/2009 08:00:00	4.323	13/11/2009 08:00:00	2183.887	13/11/2009 08:00:00	7.138	13/11/2009 08:00:00	2.866	13/11/2009 20.0
13/11/2009 16:00:00	3154.353	13/11/2009 16:00:00	6.223	13/11/2009 16:00:00	67.806	13/11/2009 16:00:00	4.228	13/11/2009 16:00:00	3071.161	13/11/2009 16:00:00	7.181	13/11/2009 16:00:00	2.912	
14/11/2009 00:00:00	3205.033	14/11/2009 00:00:00	6.917	14/11/2009 00:00:00	67.301	14/11/2009 00:00:00	5.111	14/11/2009 00:00:00	3296.132	14/11/2009 00:00:00	7.225	14/11/2009 00:00:00	2.934	
14/11/2009 08:00:00	3190.07	14/11/2009 08:00:00	6.665	14/11/2009 08:00:00	68.457	14/11/2009 08:00:00	4.528	14/11/2009 08:00:00	3243.203	14/11/2009 08:00:00	7.159	14/11/2009 08:00:00	3.12	14/11/2009 14.0
14/11/2009 16:00:00	3218.227	14/11/2009 16:00:00	6.339	14/11/2009 16:00:00	68.579	14/11/2009 16:00:00	4.752	14/11/2009 16:00:00	2744.199	14/11/2009 16:00:00	7.181	14/11/2009 16:00:00	3.093	
15/11/2009 00:00:00	3286.608	15/11/2009 00:00:00	5.997	15/11/2009 00:00:00	68.22	15/11/2009 00:00:00	3.961	15/11/2009 00:00:00	2748.157	15/11/2009 00:00:00	7.193	15/11/2009 00:00:00	3.132	
15/11/2009 08:00:00	2953.264	15/11/2009 08:00:00	5.939	15/11/2009 08:00:00	67.849	15/11/2009 08:00:00	4.707	15/11/2009 08:00:00	2424.475	15/11/2009 08:00:00	7.136	15/11/2009 08:00:00	3.218	15/11/2009 10.0

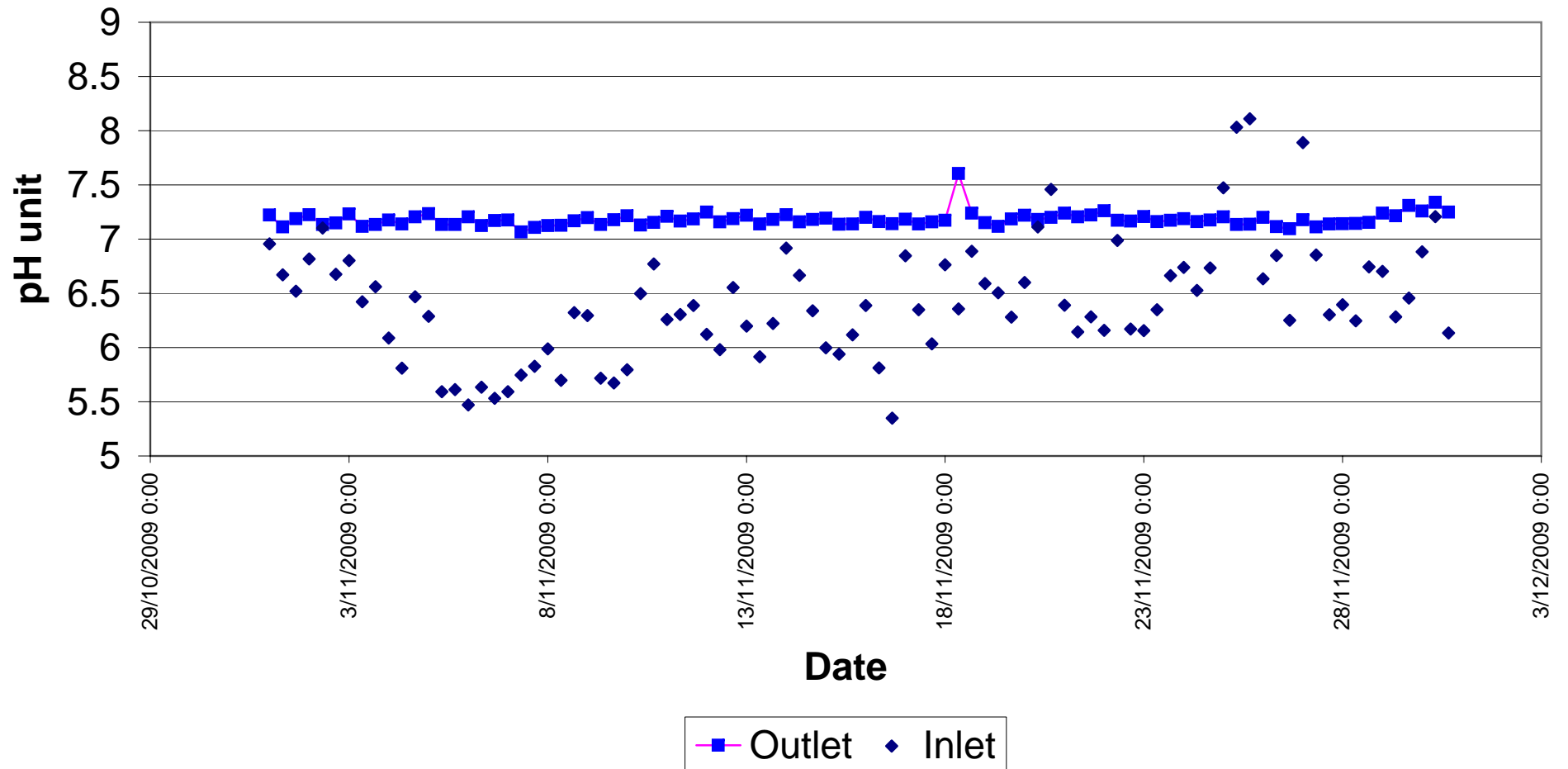
Veracel S.A. - Total Suspended Solids (24 hour composite)



Veracel S.A. - Electrical Conductivity (on-line meter)



Veracel S.A. pH (on-line meter)



Veracel S.A.- Flux (on-line meter)

